

# amore

10574

Contrast stitch available.  
(See specifics)



W. SCHILLIG



**M**  
armchair

123/104/82/42



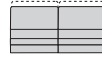
**MF**  
armchair with  
adjustable headrest

123/104/82/42



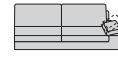
**N05**  
armless loveseat

120/108/82/42



**NF05**  
armless loveseat with  
adj. headrests

120/108/82/42



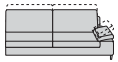
**N06**  
one arm loveseat  
with adjustable arm

159/108/82/42

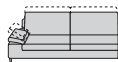


**N07**  
one arm loveseat  
with adjustable arm

159/108/82/42



**NF06**  
one arm loveseat  
with adjustable arm  
and headrests  
159/108/82/42




**NF07**  
one arm loveseat  
with adjustable arm  
and headrests  
159/108/82/42



**N**  
loveseat with  
adjustable arms  
198/108/82/42



**NF**  
loveseat with  
adjustable arms and  
headrests  
198/108/82/42



**P05**  
armless sofa

150/108/82/42



**PF05**  
armless sofa with  
adjustable headrests

150/108/82/42



**P06**  
one arm sofa with  
adjustable arm

189/108/82/42

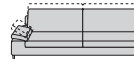


**P07**  
one arm sofa with  
adjustable arm

189/108/82/42



**PF06**  
one arm sofa with  
adjustable arm and  
headrests  
189/108/82/42

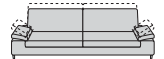


**PF07**  
one arm sofa with  
adjustable arm and  
headrests  
189/108/82/42



**P**  
sofa with adjustable  
arms

228/108/82/42



**PF**  
sofa with adjustable  
arms and headrests

228/108/82/42



**P002**  
large sofa with  
adjustable arms

258/108/82/42



**PF002**  
large sofa with  
adjustable arms and  
headrests  
258/108/82/42



**K06**  
one arm chaise with  
adj. arm

120/170/82/42



**K07**  
one arm chaise with  
adj. arm

120/170/82/42



**KF06**  
one arm chaise with  
adj. arm and headrest

120/170/82/42



**KF07**  
one arm chaise with  
adj. arm and headrest

120/170/82/42



**KN06**  
chaise with 2 adj.  
arms

120/184/82/42



**KN07**  
chaise with 2 adj.  
arms

120/184/82/42



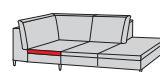
**KF06N**  
chaise with 2 adj.  
arms and headrest

120/184/82/42



**KF07N**  
chaise with 2 adj.  
arms and headrest

120/184/82/42



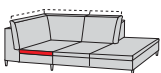
**EG06**  
corner sofa with  
ottoman

108/223/82/42

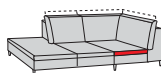


**EG07**  
corner sofa with  
ottoman

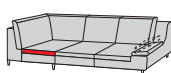
108/223/82/42



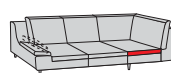
**FG06**  
corner sofa w.  
ottoman and adj.  
headrests  
108/223/82/42



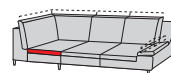
**FG07**  
corner sofa w.  
ottoman and adj.  
headrests  
108/223/82/42



**EP067**  
corner sofa with  
adjustable arm  
108/262/82/42

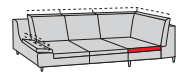


**EP076**  
corner sofa with  
adjustable arm  
108/262/82/42



**FP067**  
corner sofa with adj.  
arm and headrests

108/262/82/42



**FP076**  
corner sofa with adj.  
arm and headrests

108/262/82/42



**G002**  
ottoman

84/54/42



**G004**  
extra large ottoman

152/64/42



**GF004**  
extra large storage  
ottoman

152/64/42



**U62**  
pillow

70/60

**Z**  
support leg

# amore

10574

Contrast stitch available.  
(See specifics)



W.SCHILLIG



## Frame:

Beech wood construction

### 10cm legs / seat height 42cm:

Metal leg: F 73 shining, F 75 weak, F 87 shining, shining wood/  
metal leg F 91,

against upcharge: metal caster for ottoman F 6R

### 13cm legs / seat height 45cm:

Metal legs: F 1R shining, F 1Q weak, F 5F shining, shining wood/  
metal leg F 1S,

against upcharge: metal caster for ottoman F 7R

### Lower suspension:

High quality dual springs

### Seat:

Polyurethane foam with coil spring core, dacron

### Back suspension:

Elastic webbing

### Back:

High density polyester fibres and foam sticks, viewed in pockets,  
flexible back parts

### Legs:



## Functions

### Adjustable armpart:

All elements have an armpart  
with function.

Exception: M and MF

### Adjustable headrest:

The items with "F" additionally  
have a headrest with function.  
Back height 82 cm, 93 cm in  
ratchet action.



### Manual seat function against upcharge:

The elements N 06/07, NF 06/  
07, P 06/07, PF 05 and PF 06/07  
can be equipped with an  
integrated manual seat  
function. This can be moved  
forward by about 16 cm.

Total depth when seat moved:  
124 cm

## Specifics:

### Back covering parts:

All parts are equipped with the relevant original covering at the back.

### Seat heights:

The model is available in different seat heights (depending on kind of leg).

### Legs:

Wood/metal legs, available alternatively lacquered in different colours (see wood samples). Indicate the desired leg form on the order.

### Casters:

Some ottoman can be equipped with casters against upcharge. Their item no. is marked with an "R". (e.g. G004R). Please note, that the casters can be ordered in 2 different heights.

Please indicate the desired caster on the order( F 6R - 10cm or F 7R - 13cm)

### Ottoman:

The ottoman GF004 has an opening function with integrated storeroom

As storage place for the ottoman G 004 and GF 004 we recommend the plexiglas cover L 011 from the modell series 10006.

### Planning sketch:

Due to the large variation possibilities, please send a sketch.

The connecting side for the types EG 06/07, FG 06/07, EP 067/076 und FP 067/076 is marked in red.

### Connecting side:

Available against upcharge: Connecting side in original fabric (instead of lining)

### Please note:

The appearance of decorative, fell or double seams depends on the fabric or leather design. Manufacturing processes may lead to seams being absent in the fabric version or being replaced by simple seams.

### Contrast Stitch:

This model is available in several leather qualities and respectively in several leather colours with optional contrast colour stitching. When ordering, always indicate the contrast

stitch number. Otherwise the order will be produced with matching coloured thread.

### Dimensions (cm):

Dimensions are approximate for: width/depth/height and seat height.

Seat depth: 58cm - back height: 82cm / 93cm in ratched action.

The dimensions denoted under the sketch for the articles refer to a foot height of 10cm.

**Caution: The model has been given a deliberate casual look. This means that folds may develop depending on the model.**

### Function:

All elements have an armpart with function.

Exception: M & MF

The items with "F" additionally have a headrest with function.

A manual seat function can be additionally ordered for the types N 06/07, NF 06/07, P06/07, PF 05 and PF 06/07 against upcharge.

Total depth when seat moved: 124cm