

# lounge

19555

contrast thread available  
(see specifics!)



**ME**  
arm chair

71/85/83/45



**N062**  
one arm loveseat

155/90/77/45



**N072**  
one arm loveseat

155/90/77/45



**N002**  
loveseat

180/90/77/45




**P06**  
one arm sofa

175/90/77/45




**P07**  
one arm sofa

175/90/77/45



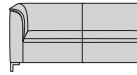
**P**  
sofa

200/90/77/45



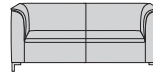
**P062**  
one arm large sofa

205/90/77/45



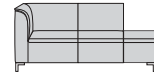
**P072**  
one arm large sofa

205/90/77/45



**P002**  
large sofa

230/90/77/45



**EG06**  
bumper wedge

89/225/77/45



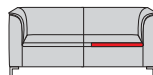
**EG07**  
bumper wedge

89/225/77/45



**EP067**  
corner sofa

90/228/77/45



**EP076**  
corner sofa

90/228/77/45



**K069**  
deep one arm chaise

116/166/77/45



**K079**  
deep one arm chaise

116/166/77/45



**KL069**  
extra deep one arm chaise

116/186/77/45



**KL079**  
extra deep one arm chaise

116/186/77/45



**E**  
corner

89/89/77/45



**G**  
ottoman

60/60/45



**G002**  
large ottoman

78/78/45



**G003**  
extra large ottoman

128/60/45



**G004**  
extra large ottoman

147/60/45



**Z**  
support leg

## Frame:

Beech wood construction

## Legs - 12cm / seat height 45cm:

Wood leg F 50, metal leg F 70, metal runner F 7E

## Legs - 14cm / seat height 47cm:

Wood leg F 65, metal leg F 6P, metal runner F 7F

Rail against upcharge (F 6W=12cm / F 6X=14cm), see price list

Exception: arm chair ME

## Lower suspension:

High quality dual springs, polyurethane foam with coil spring core

## Seat:

High density polyester fibres + foam sticks, foam core

## Back suspension:

Elastic webbing

## Back:

High density polyester fibres and foam sticks

## Legs:

**F 50**



**F 65**



**F 70**



**F 6P**



**F 7E**



**F 7F**



**F 6W**



**F 6X**



## Specifics

### Back covering parts:

All parts are equipped with the relevant original covering at the back.

### Seat heights:

The model is available in different seat heights (depending on kind of leg).

### 'Off the floor' items:

Off the floor items without or with one arm can't stand up on their own and need to be placed as following:

1. In connection with the support items: EP 067/076, EG 06/07, K 069/079, KL 069/079, E.
2. In connection with the support leg Z (upcharge).

### Connecting side:

Additional charge: Connecting side in original fabric (instead of lining).

### Planning sketch:

Due to the large variation possibilities, please send a sketch.

The connecting side is marked in red.

### Cover:

This style is available in plain fabric and leather.

### Please note:

The appearance of decorative, fell or double seams depends on the fabric or leather design. Manufacturing processes may lead to seams being absent in the fabric version or being replaced by simple seams.

### Contrast Stitch:

This model is available in several leather qualities and respectively in several leather colours with optional contrast colour stitching. When ordering, always indicate the contrast stitch number. Otherwise the order will be produced with matching coloured thread.

### Dimensions (cm):

Dimensions are approximate for: width/depth/height and seat height.

Seat depth: 51cm

**Note: The model has consciously been "casually" made. Formation of folds depends on the model.**