

# 20801

contrast thread available  
(see specifics)



  
W. SCHILLIG



**ME05**  
armchair

54/57/91/48



**ME**  
armchair

54/57/91/48



**M**  
chair

61/64/86/48



**MH**  
high back chair

61/64/94/48



**G05**  
ottoman

50/42/52



**G138**  
backless bench

138/56/52



**G148**  
backless bench

148/56/52



**G158**  
backless bench

158/56/52



**G168**  
backless bench

168/56/52



**G178**  
backless bench

178/56/52



**G188**  
backless bench

188/56/52



**G198**  
backless bench

198/56/52



**G208**  
backless bench

208/56/52



**G218**  
backless bench

218/56/52



**G228**  
backless bench

228/56/52



**B129R**  
open ended  
one arm bench

129/62/87/52



**B129L**  
open ended  
one arm bench

129/62/87/52



**B139R**  
open ended  
one arm bench

139/62/87/52



**B139L**  
open ended  
one arm bench

139/62/87/52



**B149R**  
open ended  
one arm bench

149/62/87/52



**B149L**  
open ended  
one arm bench

149/62/87/52



**B159R**  
open ended  
one arm bench

159/62/87/52



**B159L**  
open ended  
one arm bench

159/62/87/52



**B169R**  
open ended  
one arm bench

169/62/87/52



**B169L**  
open ended  
one arm bench

169/62/87/52



**B179R**  
open ended  
one arm bench

179/62/87/52



**B179L**  
open ended  
one arm bench

179/62/87/52



**B189R**  
open ended  
one arm bench

189/62/87/52



**B189L**  
open ended  
one arm bench

189/62/87/52



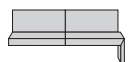
**B199R**  
open ended  
one arm bench

199/62/87/52



**B199L**  
open ended  
one arm bench

199/62/87/52



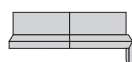
**B209R**  
open ended  
one arm bench

209/62/87/52



**B209L**  
open ended  
one arm bench

209/62/87/52



**B219R**  
open ended  
one arm bench

219/62/87/52



**B219L**  
open ended  
one arm bench

219/62/87/52



**B138**  
armless bench

138/62/87/52



**B148**  
armless bench

148/62/87/52



**B158**  
armless bench

158/62/87/52



**B168**  
armless bench

168/62/87/52



**B178**  
armless bench

178/62/87/52



**B188**  
armless bench

188/62/87/52



**B198**  
armless bench

198/62/87/52



**B208**  
armless bench

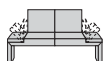
208/62/87/52

# 20801

contrast thread available  
(see specifics)

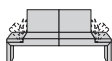


W. SCHILLIG



**P194**  
bench with  
adjustable arms

194/62/87/52



**P204**  
bench with  
adjustable arms

204/62/87/52



**P214**  
bench with  
adjustable arms

214/62/87/52



**P224**  
bench with  
adjustable arms

224/62/87/52



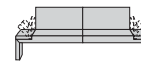
**P234**  
bench with  
adjustable arms

234/62/87/52



**P244**  
bench with  
adjustable arms

244/62/87/52



**P254**  
bench with  
adjustable arms

254/62/87/52



**P264**  
bench with  
adjustable arms

264/62/87/52



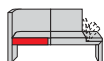
**P274**  
bench with  
adjustable arms

274/62/87/52



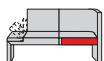
**P284**  
bench with  
adjustable arms

284/62/87/52



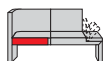
**S177R**  
corner bench  
with adj. arm

177/62/87/52



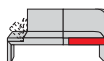
**S177L**  
corner bench  
with adj. arm

177/62/87/52



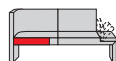
**S187R**  
corner bench  
with adj. arm

187/62/87/52



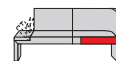
**S187L**  
corner bench  
with adj. arm

187/62/87/52



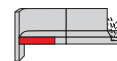
**S197R**  
corner bench  
with adj. arm

197/62/87/52



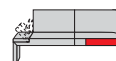
**S197L**  
corner bench  
with adj. arm

197/62/87/52



**S207R**  
corner bench  
with adj. arm

207/62/87/52



**S207L**  
corner bench  
with adj. arm

207/62/87/52



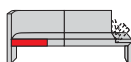
**S217R**  
corner bench  
with adj. arm

217/62/87/52



**S217L**  
corner bench  
with adj. arm

217/62/87/52



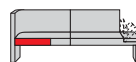
**S227R**  
corner bench  
with adj. arm

227/62/87/52



**S227L**  
corner bench  
with adj. arm

227/62/87/52



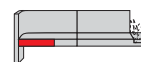
**S237R**  
corner bench  
with adj. arm

237/62/87/52



**S237L**  
corner bench  
with adj. arm

237/62/87/52



**S247R**  
corner bench  
with adj. arm

247/62/87/52



**S247L**  
corner bench  
with adj. arm

247/62/87/52



**S257R**  
corner bench  
with adj. arm

257/62/87/52



**S257L**  
corner bench  
with adj. arm

257/62/87/52

# 20801

contrast thread available  
(see specifics)



W.SCHILLIG



**B218**  
armless bench

218/62/87/52



**B228**  
armless bench

228/62/87/52



**E148R**  
open ended  
corner bench

148/62/87/52



**E148L**  
open ended  
corner bench

148/62/87/52



**E158R**  
open ended  
corner bench

158/62/87/52



**E158L**  
open ended  
corner bench

158/62/87/52



**E168R**  
open ended  
corner bench

168/62/87/52



**E168L**  
open ended  
corner bench

168/62/87/52



**E178R**  
open ended  
corner bench

178/62/87/52



**E178L**  
open ended  
corner bench

178/62/87/52



**E188R**  
open ended  
corner bench

188/62/87/52



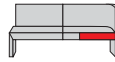
**E188L**  
open ended  
corner bench

188/62/87/52



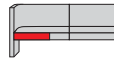
**E198R**  
open ended  
corner bench

198/62/87/52



**E198L**  
open ended  
corner bench

198/62/87/52



**E208R**  
open ended  
corner bench

208/62/87/52



**E208L**  
open ended  
corner bench

208/62/87/52



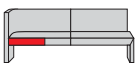
**E218R**  
open ended  
corner bench

218/62/87/52



**E218L**  
open ended  
corner bench

218/62/87/52



**E228R**  
open ended  
corner bench

228/62/87/52



**E228L**  
open ended  
corner bench

228/62/87/52



**P157R**  
adjustable  
open ended one arm  
bench

157/62/87/52



**P157L**  
adjustable  
open ended one arm  
bench

157/62/87/52



**P167R**  
adjustable  
open ended one arm  
bench

167/62/87/52



**P167L**  
adjustable  
open ended one arm  
bench

167/62/87/52



**P177R**  
adjustable  
open ended one arm  
bench

177/62/87/52



**P177L**  
adjustable  
open ended one arm  
bench

177/62/87/52



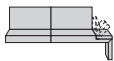
**P187R**  
adjustable  
open ended one arm  
bench

187/62/87/52



**P187L**  
adjustable  
open ended one arm  
bench

187/62/87/52



**P197R**  
adjustable  
open ended one arm  
bench

197/62/87/52



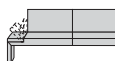
**P197L**  
adjustable  
open ended one arm  
bench

197/62/87/52



**P207R**  
adjustable  
open ended one arm  
bench

207/62/87/52



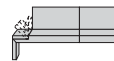
**P207L**  
adjustable  
open ended one arm  
bench

207/62/87/52



**P217R**  
adjustable  
open ended one arm  
bench

217/62/87/52



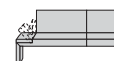
**P217L**  
adjustable  
open ended one arm  
bench

217/62/87/52



**P227R**  
adjustable  
open ended one arm  
bench

227/62/87/52



**P227L**  
adjustable  
open ended one arm  
bench

227/62/87/52



**P237R**  
adjustable  
open ended one arm  
bench

237/62/87/52



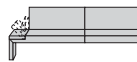
**P237L**  
adjustable  
open ended one arm  
bench

237/62/87/52



**P247R**  
adjustable  
open ended one arm  
bench

247/62/87/52



**P247L**  
adjustable  
open ended one arm  
bench

247/62/87/52

# 20801

contrast thread available  
(see specifics)



W.SCHILLIG



## Frame:

Benches = seat: metal - back: wood  
For M and MH: Seat - Beech wood construction / Back - polyurethane panel  
ME05 and ME = metal frame with swinging action

## Legs:

See specifics

## Lower Suspension:

High quality dual springs / M and MH: Elastic Webbing  
ME05 and ME: veneer plywood with dacron

## Seat:

Polyurethane foam and dacron

## Back Suspension:

Elastic webbing / M and MH: polyurethane panel  
ME05 and ME: veneer plywood with dacron

## Back:

Polyurethane foam, dacron

## Legs:

F 4E      F 27      F 49      F 2N      F 2P



## Specifics

### Back covering parts:

All parts are equipped with the relevant original covering at the back.

### Seat heights:

This model is available in different seat heights.

### Feetselection for ME 05 and ME:

Matt finish pedestal F 2N or glossy pedestal F 2P = seat height: 48cms / back height: 91cms

### Feetselection for benches/bench parts:

Metal legs F 4E = seat height 50cm / back height 85cms  
Wood leg with metal band F 27 = seat height 52cms / back height 87cms  
Metal legs F 49 = seat height 52cms / back height 87cms

### Feetselection for chairs:

Metal legs F 40 = seat height 45cms / back height M: 82cms - MH: 90cms  
Metal legs F 49 = seat height 47cms / back height M: 84cms - MH: 92cms  
Caster F 60 = seat height 49cms / back height M: 86cm - MH: 94cms  
Caster for wooden floors F 84 = seat height 49 cms / back height M: 86cms - MH: 94cms

### Please note:

The appearance of decorative, fell or double seams depends on the fabric or leather design. Manufacturing processes may lead to seams being absent in the fabric version or being replaced by simple seams.

### Contrast Stitch:

This model is available in several leather qualities and respectively in several leather colours with optional contrast colour stitching. When ordering, always indicate the contrast stitch number. Otherwise the order will be produced with matching coloured thread.

### Dimensions (cm):

Dimensions are approximate for: width/depth/height and seat height.  
Seat depth: 45cm / armpart height: 54cm / armpart in ratched action: 80cm  
Seat depth for M and MH: 45cm  
The dimensions denoted under the sketch refer to the feetselection F 27 and F 49.

### Function:

All types with the identifier P... and S... are equipped with a multi-adjustable, ratcheting arm.