











































# 36014

contrast thread available



M	MH	V	VH	N06	N07
 armchair 37/35/43/16	 high back arm chair 37/35/46/16	 arm chair 39/35/43/16	 high back arm chair 39/35/46/16	 Sofa -2- 53/35/43/16	 Sofa -2- 53/35/43/16
N	NH06	NH07	NH	J06	J07
 loveseat 60/35/43/16	 Sofa -2- hoch 53/35/46/16	 Sofa -2- hoch 53/35/46/16	 high back loveseat 60/35/46/16	 Sofa -2- 57/35/43/16	 Sofa -2- 57/35/43/16
J	JH06	JH07	JH	C06	C07
 loveseat 64/35/43/16	 Sofa -2- hoch 57/35/46/16	 Sofa -2- hoch 57/35/46/16	 high back loveseat 64/35/46/16	 Sofa -2- 66/35/43/16	 Sofa -2- 66/35/43/16
C	CH06	CH07	CH	P06	P07
 loveseat 73/35/43/16	 Sofa -2- hoch 66/35/46/16	 Sofa -2- hoch 66/35/46/16	 high back loveseat 73/35/46/16	 Sofa -3- 76/35/43/16	 Sofa -3- 76/35/43/16
P	PH06	PH07	PH	Y06	Y07
 sofa 83/35/43/16	 Sofa -3- hoch 76/35/46/16	 Sofa -3- hoch 76/35/46/16	 high back sofa 83/35/46/16	 Sofa -3- 82/35/43/16	 Sofa -3- 82/35/43/16
Y	YH06	YH07	YH	KF06	KF07
 sofa 89/35/43/16	 Sofa -3- hoch 82/35/46/16	 Sofa -3- hoch 82/35/46/16	 high back sofa 89/35/46/16	 Longchair incl. Gasdruck 32/61/43/16	 Longchair incl. Gasdruck 32/61/43/16
KH06F	KH07F	S	SH	GF	ST
 Longchair hoch incl. Gasdruck 32/61/46/16	 Longchair hoch incl. Gasdruck 32/61/46/16	 Rundecke 41/41/43/16	 Rundecke hoch 41/41/46/16	 ottoman with function 24/23/16	 Steckseitenteil - in jeder Sitzspalte einsteckbar 5/18/7

# 36014

contrast thread available



### Legs:

**F 34 F 44**



**F 42 F 53**



### frame:

tubular steel frame

**Legs in 2cm / seat height 44cm:**

metal leg F 44 or wood leg F 34

**Legs in 4cm / seat height 46cm:**

metal leg F 53 or wood leg F 42

**Lower suspension:**

high quality dual springs

**Seat:**

high density polyurethane foam, dacron

**Back suspension:**

elastic webbing

**Back:**

high density polyurethane foam, dacron

### Specifics

#### Back covering parts:

All parts are equipped with the relevant original covering at the back.

#### Seat heights:

The model can be delivered in two different seat heights.

#### Legs:

Wood legs, available alternatively lacquered in different colors (see wood samples).

Indicate the desired leg form on the order.

#### Feetselection:

Must be indicated.

A change in the feet height effects the seat and the back height.

#### Legs:

Depending on the kind of leg you will have different seat height/ total height.

#### Cover:

This style is available in plain fabric and leather.

#### 'Off the floor' items:

Off the floor items with one arm can't stand up on their own and need to be placed as following:

1. In connection with the support items: KF 06/KF 07, KH 06F/KH 07F and S, SH

#### Please note:

The appearance of decorative, fell or double seams depends on the fabric or leather colors with optional contrast color stitching. When ordering, always indicate the contrast stitch number. Otherwise the order will be produced with matching colored thread.

#### Contrast Stitch:

This model is available in several leather qualities and respectively in several leather colors with optional contrast color stitching. When ordering, always indicate the contrast stitch number. Otherwise the order will be produced with matching colored thread.

#### Dimensions (cm):

Dimensions are approximate for: width/depth/height and seat height and refer to the legs F 34 and F 44.

**Note: The modell has consciously been "casually" made. Formation of folds depends on the model.**

#### Adjustable headrest:

The headrest with function is only available in connection with the Classic- or DeLuxe-Function.

#### Accessories for DeLuxe-Function:

##### Gasdruck:

Durch Körperdruck neigt sich die Rückenlehne um ca. 30cm nach hinten, gleichzeitig fährt die Fußstütze komplett aus. Durch Ziehen der Schlaufe können Sie den Rücken darüberhinaus weiter stufenlos absenken.

##### Motor:

Auslösung erfolgt über die Fernbedienung: Rückenlehne neigt sich um ca. 30cm nach hinten, gleichzeitig fährt die Fußstütze komplett aus. Durch nochmaliges Auslösen können Sie den Rücken darüberhinaus weiter stufenlos absenken. (pro verstellbarem DeLuxe Sitz eine Fernbedienung)

##### Doppelmotor:

Auslösung erfolgt über die Fernbedienung: Die Neigung der Rückenlehne kann unabhängig von der Fußstütze und umgekehrt verändert werden. (pro verstellbarem DeLuxe Sitz eine Fernbedienung)

##### Footrest extension:

An extension for the footrest is available against up charge. This add-on package contains an extension (approx. 8-10 cm) to the standard footrest.

### Classic-Function:

#### Adjustable seat and back:

The types with the additional option Classic have an adjustable seat and back which can be adjusted manually.

Depth, if folded up: ???cm

**Accessories such as gas cylinder or motor cannot be delivered.**



#### Adjustable headrest

The headrest can be adjusted on all elements.



### DeLuxe-Function:

#### Adjustable seat, back with footrest-function:

The types with the additional option DeLuxe have an adjustable seat and back with footrest which can be adjusted manually.

Depth, if folded up: 160 cm / with footrest

extension: 169 cm

Options against up charge (see price list)



#### Adjustable headrest

The headrest can be adjusted on all elements.

