

37040

Ergoline Plus



M
armchair

82/92/109/43



MH
high back arm chair

82/92/117/43



V
armchair

87/92/109/43



VH
high back arm chair

87/92/117/43



N05
armless loveseat

117/92/109/43



N06
one arm loveseat

128/92/109/43



N07
one arm loveseat

128/92/109/43



N
loveseat

139/92/109/43



NH05
high back armless
loveseat

117/92/117/43



NH06
high back one arm
loveseat

128/92/117/43



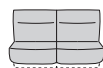
NH07
high back one arm
loveseat

128/92/117/43



NH
high back loveseat

139/92/117/43



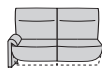
J05
armless loveseat

127/92/109/43



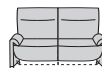
J06
one arm loveseat

138/92/109/43



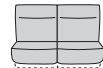
J07
one arm loveseat

138/92/109/43



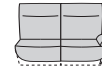
J
loveseat

149/92/109/43



JH05
high back armless
loveseat

127/92/117/43



JH06
high back one arm
loveseat

138/92/117/43



JH07
high back one arm
loveseat

138/92/117/43



JH
high back loveseat

149/92/117/43



C05
armless loveseat

150/92/109/43



C06
one arm loveseat

161/92/109/43



C07
one arm loveseat

161/92/109/43



C
loveseat

172/92/109/43



CH05
high back armless
loveseat

150/92/117/43



CH06
high back one arm
loveseat

161/92/117/43



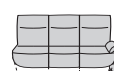
CH07
high back one arm
loveseat

161/92/117/43



CH
high back loveseat

172/92/117/43



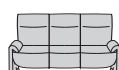
P06
one arm sofa

187/92/109/43



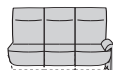
P07
one arm sofa

187/92/109/43



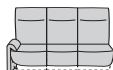
P
sofa

198/92/109/43



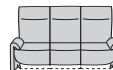
PH06
high back one arm
sofa

187/92/117/43



PH07
high back one arm
sofa

187/92/117/43



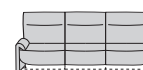
PH
high back sofa

198/92/117/43



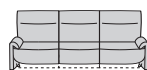
Y06
one arm sofa

202/92/109/43



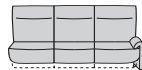
Y07
one arm sofa

202/92/109/43



Y
sofa

213/92/109/43



YH06
high back one arm
sofa

202/92/117/43



YH07
high back one arm
sofa

202/92/117/43



YH
high back sofa

213/92/117/43



S
corner

102/102/109/43



SH
high back corner

102/102/117/43

37040

Ergoline Plus



ST
plug in armpart- can
be used between
every seat
14/47/20

37040

Ergoline Plus



Legs:

F 34 F 44



F 42 F 53



Frame:

Tubular steel frame

Legs in 2cm / seat height 43cm:

Wood leg F 34 or metal leg F 44

Legs in 4cm / seat height 45cm:

Wood leg F 42 or metal leg F 53

Lower suspension:

High quality dual springs

Seat:

High density polyurethane foam, dacron

Back suspension:

Elastic webbing

Back:

High density polyurethane foam, dacron

Specifics

Back covering parts:

All parts are equipped with the relevant original covering at the back.

Seat height:

The model is available in two different seat heights.

Leg:

Wooden legs, available alternatively lacquered in different colours (see wood samples).

Indicate the desired leg form on the order.

A change in the feet height effects the seat height/ total height.

Cover:

This style is available in plain fabric and leather.

Please note:

The appearance of decorative, fell or double seams depends on the fabric or leather design. Manufacturing processes may lead to seams being absent in the fabric version or being replaced by simple seams.

Dimensions (cm):

Dimensions are approximate for: width/depth/height and seat height.

Note: The model has consciously been "casually" made. Formation of folds depends on the model.

Adjustable headrest:

The headrest with function is only available in connection with the Classic- and the DeLuxe - Function.

Classic-Function:

Adjustable seat and back:

The types with the additional option Classic have an adjustable seat and back which can be adjusted manually.

Depth, if folded up: 130cm

Accessories such as gas cylinder or motor cannot be delivered.



Adjustable headrest

The headrest can be adjusted on all elements.



DeLuxe-Function:

Adjustable seat and back with footrest-function:

The types with the additional option DeLuxe have an adjustable seat and back with footrest which can be adjusted manually.

Depth, if folded up: 179cm

Options against up charge (see price list)



Adjustable headrest

The headrest can be adjusted on all elements.



Accessories for DeLuxe - Function:

Gas cylinder:

By pushing against the backrest, the backrest moves back 30cm, at the same time the footrest swings out completely. Furthermore, you can lower the back stagelessly by pulling the loop.

Motor:

Activation with remote control: Backrest moves back 30cm, at the same time the footrest swings out completely. Furthermore, you can stagelessly lower the back by tripping again. (an adjustable DeLuxe seat includes one remote control)

Double motor:

Activation with remote control: The inclination of the backrest can be changed independently from the footrest and the other way round. (an adjustable DeLuxe seat includes one remote control)