

ORBIT

50050

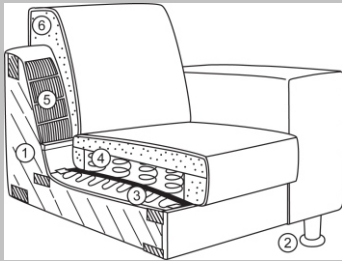
ORBIT

50051

with tufting



Effective: 10/15/2010



1. Frame:

Consists of hardwood and top-grade 3/4" plywood

2. Legs:

Standard metal leg - F1C

Optional wooden leg - F50

(available in all wood finishes)

MD - Upholstered swivel base

3. Lower suspension:

No-sag springs

4. Seat:

Coil springs encased in high density polyurethane foam and dacron

5. Back suspension:

Elastic webbing

6. Back:

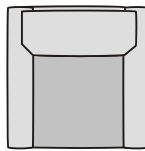
High density polyurethane foam and dacron

F1C

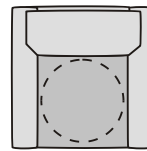
F50



50050 ORBIT

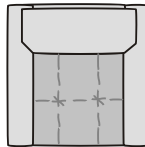


M
armchair
37/37/33/19

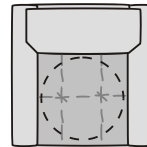


MD
swivel chair
37/37/33/19

50051 ORBIT with tufting



M
armchair
37/37/33/19



MD
swivel chair
37/37/33/19

Additional information:

Contrast stitching available.

Please refer to samples.

Two-tone combinations available.



W.SCHILLIG

All measurements are approximate: width/depth/height/seat height
Line drawings are in 1/4" scale.