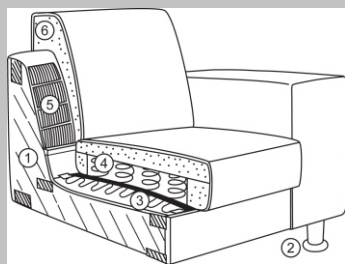


WRAP

50056



Effective: 10/15/2010



1. Frame:

Consists of hardwood and top-grade 3/4" plywood

2. Legs:

Standard metal runner - F1B
MD - Upholstered swivel base

3. Lower suspension:

No-sag springs

4. Seat:

Coil springs encased in high density polyurethane foam and dacron

5. Back suspension:

Elastic webbing

6. Back:

High density polyurethane foam and dacron

F1B



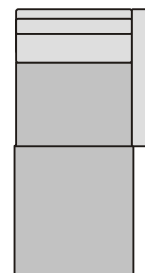
Sectional pieces:



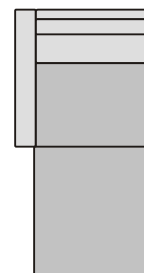
P 06 raf
one arm sofa
63/36/32/18



P 07 laf
one arm sofa
63/36/32/18

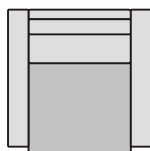


K 06 raf
one arm chaise
34/67/32/18

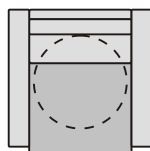


K 07 laf
one arm chaise
34/67/32/18

Freestanding pieces:



M
armchair
36/36/32/18



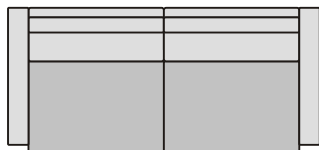
MD
swivel chair
36/36/32/18



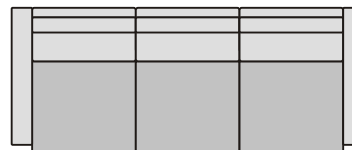
N
loveseat
62/36/32/18



P
sofa
68/36/32/18



P 002
large sofa
78/36/32/18



P 003
extra large sofa
88/36/32/18



G
ottoman
26/21/17

Additional information:

Contrast stitching available.
Please refer to samples.
Two-tone combinations available.



W.SCHILLIG

All measurements are approximate: width/depth/height/seat height
Line drawings are in 1/4" scale.