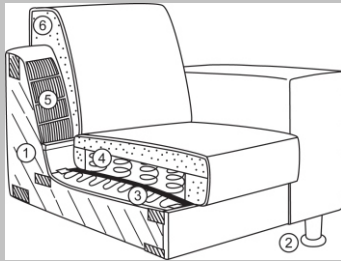


# FULTON

50058

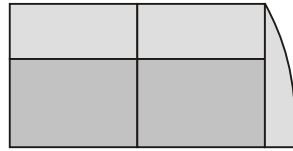


Effective: 10/15/2010

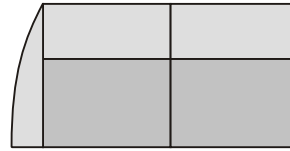


- 1. Frame:**  
Consists of hardwood and top-grade 3/4" plywood
- 2. Legs:**  
Standard wooden leg (available in all wood finishes)  
MD - Upholstered swivel base
- 3. Lower suspension:**  
No-sag springs
- 4. Seat:**  
Coil springs encased in high density polyurethane foam and dacron
- 5. Back suspension:**  
Elastic webbing
- 6. Back:**  
High density polyurethane foam and dacron

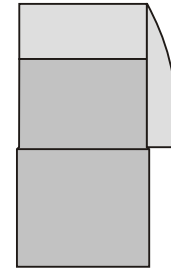
## Sectional pieces:



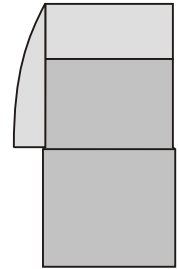
**P 06 raf**  
one arm sofa  
72/36/31/17



**P 07 laf**  
one arm sofa  
72/36/31/17

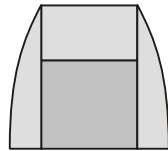


**K 06 raf**  
one arm chaise  
40/66/31/17

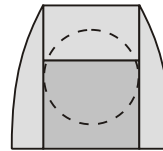


**K 07 laf**  
one arm chaise  
40/66/31/17


## Freestanding pieces:




**M**  
armchair  
40/36/31/17



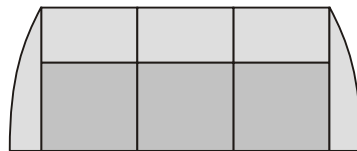
**MD**  
swivel chair  
40/36/32/18




**N**  
loveseat  
68/36/31/17



**P**  
sofa  
80/36/31/17



**P 003**  
large sofa  
88/36/31/17



**GF**  
storage ottoman  
24/21/16

**Additional information:**  
Contrast stitching available.  
Please refer to samples.  
Two-tone combinations not available.



W.SCHILLIG

All measurements are approximate: width/depth/height/seat height  
Line drawings are in 1/4" scale.