

OTTOMANS

51040/41/42



Effective: 10/15/2010

1. Frame:

Consists of hardwood and top-grade 3/4" plywood

2. Legs:

51040 / 51041

Standard plastic glide - 280201

Optional plastic caster - F84

51042

Standard upholstered swivel base

Optional plastic caster - F84

3. Lower suspension:

Elastic webbing

4. Seat:

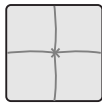
High density polyurethane foam and dacron

280201

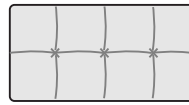
F84



51040 - PATCH CUBE



G
ottoman
24/24/17



G 002
large ottoman
47/24/17

51041 - PLAIN CUBE

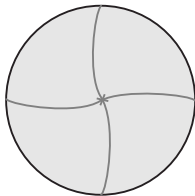


G
ottoman
24/24/17



G 002
large ottoman
47/24/17

51042 - SWIRL



GR 004
large round
ottoman
47/47/19

Additional information:

Contrast stitching available.

Please refer to samples.

Two-tone combinations not available.



W.SCHILLIG

All measurements are approximate: width/depth/seat height
Line drawings are in 1/4" scale.