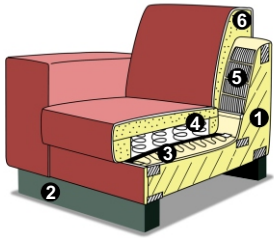


TELLURIDE

52860



Effective: 10/15/2010



1. Frame:

Consists of hardwood and top-grade 3/4" plywood

2. Legs:

Wooden base with aluminum trim; plastic glides

Option: Wooden base without aluminum trim (available in all wood finishes); plastic glides

3. Lower suspension:

No-sag springs

4. Seat:

Coil springs encased in high density polyurethane foam and dacron

5. Back suspension:

Elastic webbing

6. Back:

High density polyurethane foam and dacron

Additional information:

Contrast stitching available.

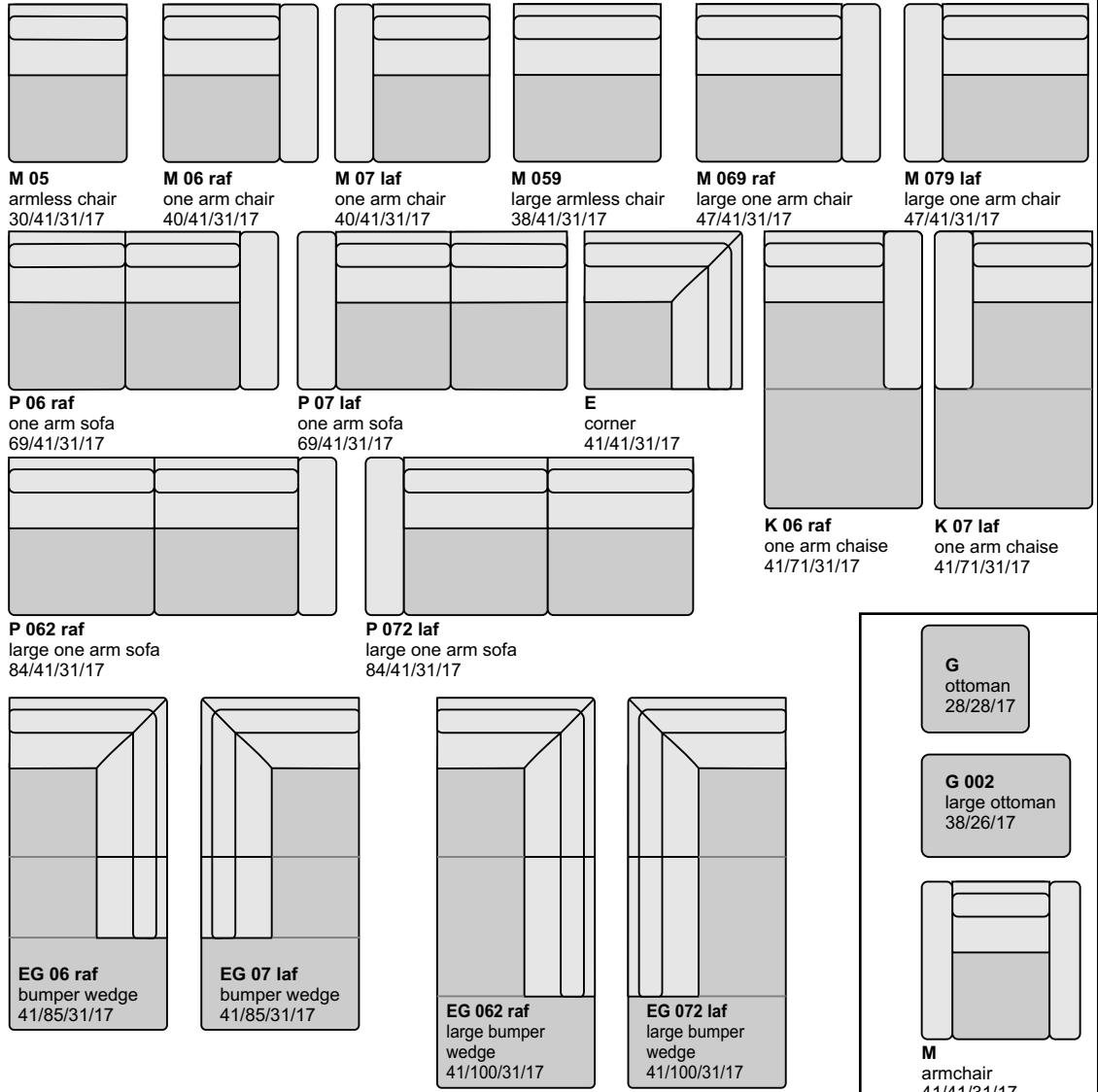
Please refer to samples.

Two-tone combinations available.



W. SCHILLIG

Sectional pieces:



Seat Slider Mechanism Option (F05 & F06/F07):

This option provides an additional five inches of seat depth. F05 is for the M, only.

F06/F07 mechanism can only be installed on seats adjacent to an arm.

M05, M059, E, EG06/EG07, EG062/EG072 & K06/K07 are not eligible for this option.

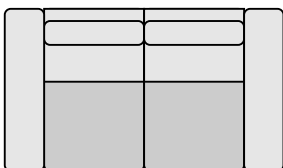
All measurements are approximate:

width/depth/height/seat height

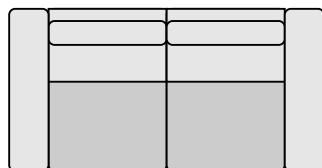
Line drawings are in 1/4" scale.

U 99
headrest
24/6

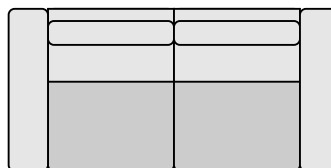
Freestanding pieces:



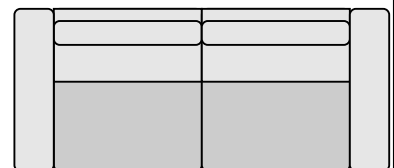
N
loveseat
70/41/31/17



P
sofa
79/41/31/17



P 001
large sofa
83/41/31/17



P 002
extra large sofa
94/41/31/17