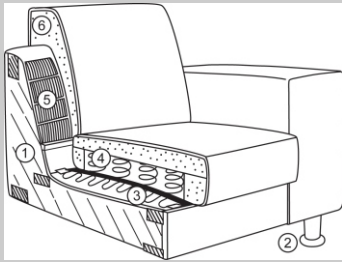


VASARI

52870



Effective: 10/15/2010



1. Frame:

Consists of hardwood and top-grade 3/4" plywood

2. Legs:

Standard metal base

3. Lower suspension:

No-sag springs

4. Seat:

Coils encased in high density polyurethane foam and dacron

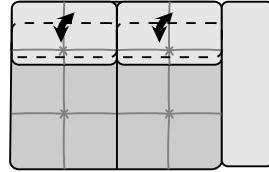
5. Back suspension:

Elastic webbing

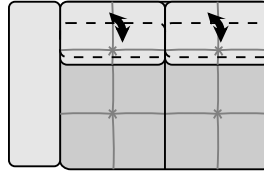
6. Back:

High density polyurethane foam and dacron

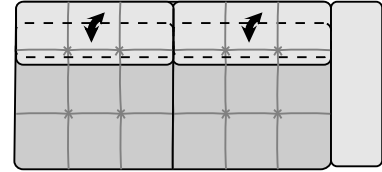
Sectional pieces:



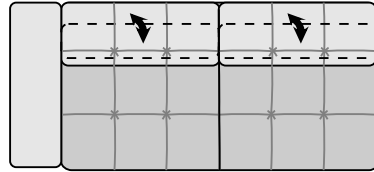
NF 06 raf
one arm loveseat
65/42/36/17



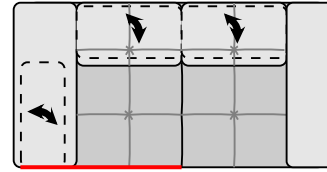
NF 07 laf
one arm loveseat
65/42/36/17



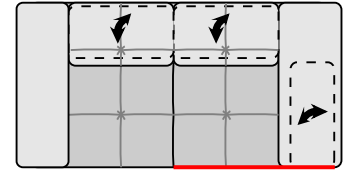
PF 062 raf
large one arm sofa
92/42/36/17



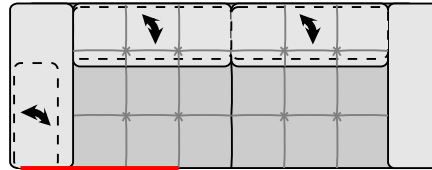
PF 072 laf
large one arm sofa
92/42/36/17



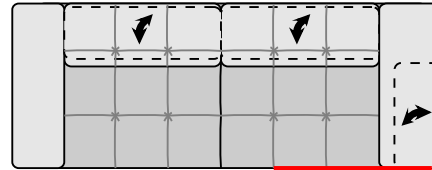
FN 067 raf*
corner sofa
81/42/36/17



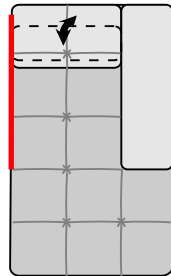
FN 076 laf*
corner sofa
81/42/36/17



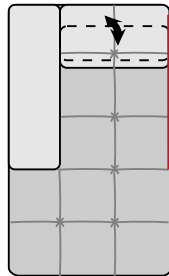
FP 067 raf
large corner sofa
107/42/36/17



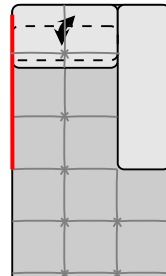
FP 076 laf
large corner sofa
107/42/36/17



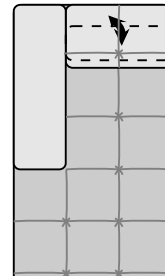
KF 06 raf
one arm chaise
40/68/36/17



KF 07 laf
one arm chaise
40/68/36/17




KL 06F raf
large one arm chaise
40/81/36/17





KL 07F laf
large one arm chaise
40/81/36/17


Pillows:

*Pillows sold separately.

U 40 - 22/09 
NF 06/07
KF 06/07
KL 06F/07F

U 41* - 24/09 
NF 003
FN 067/076

U 42 - 30/09 
PF

U 43 - 35/09 
PF 062/072
FP 067/076

Additional information:

Contrast stitching available.

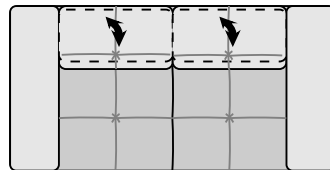
Please refer to samples.

Two-tone combinations not available.

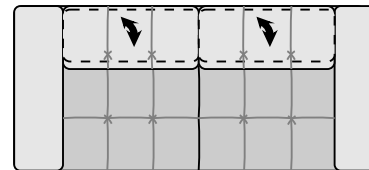


W.SCHILLIG

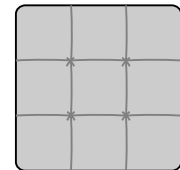
Freestanding pieces:



NF 003*
loveseat
81/42/36/17



PF
sofa
94/42/36/17



G 004*
ottoman
40/40/17

All measurements are approximate:
width/depth/height/seat height
Line drawings are in 1/4" scale.